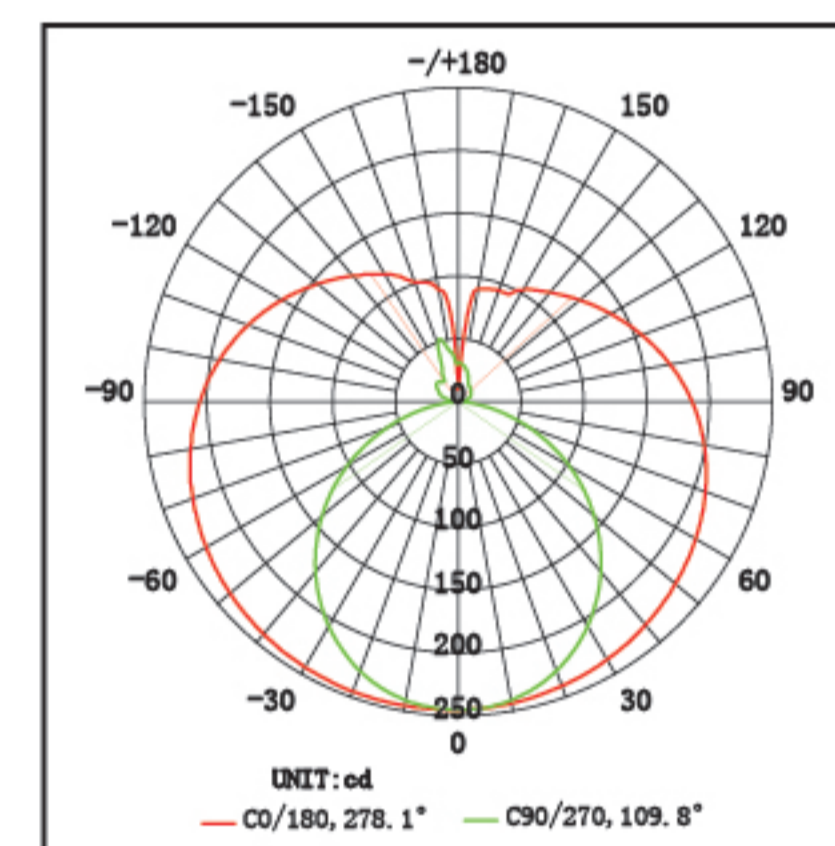
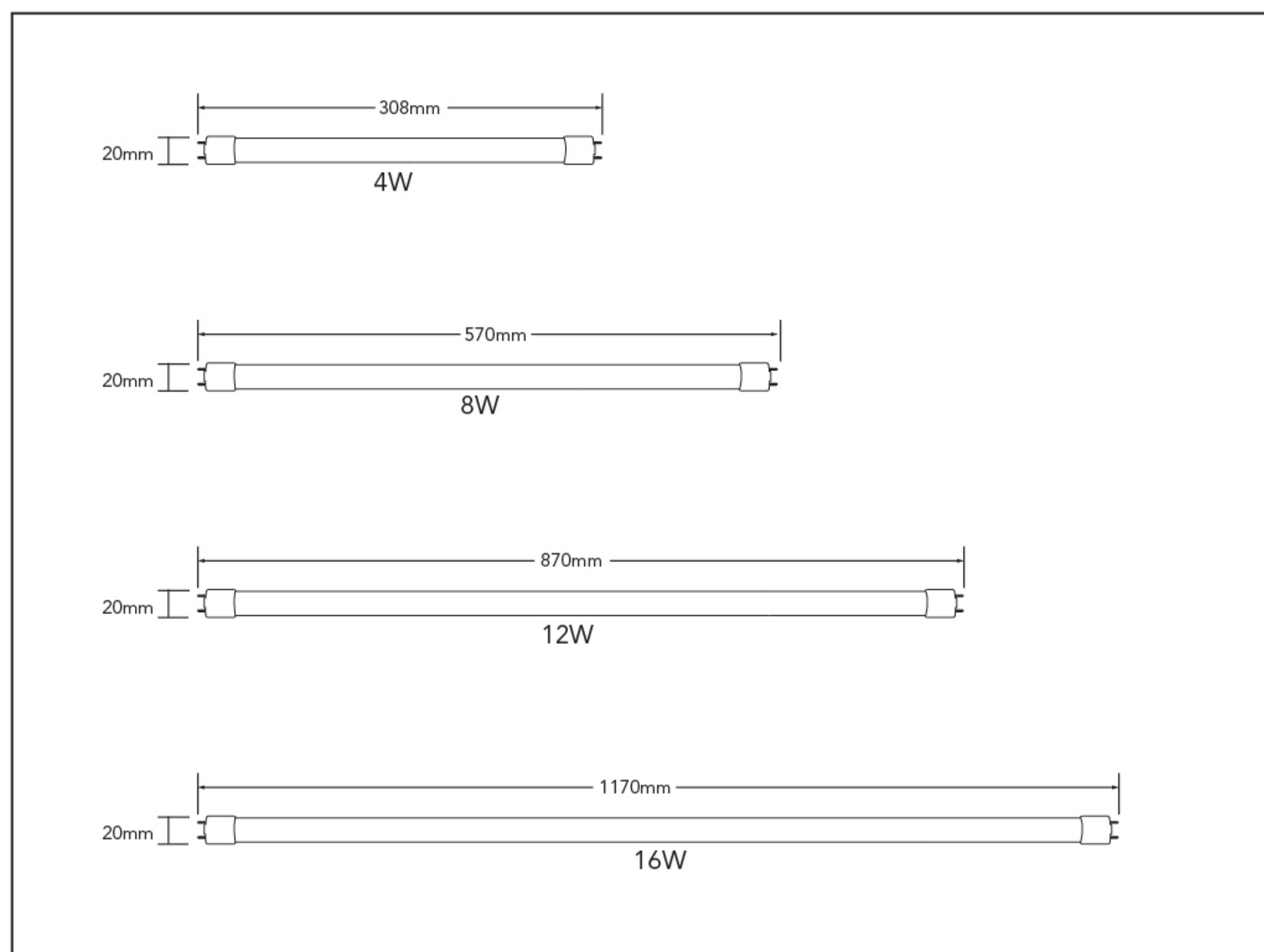



## FLT5



16W



### FEATURES:

- \* Perfect for replacement of traditional fluorescent tubes;
- \* 360 degree full directional lighting;
- \* Classic design with built-in driver;
- \* Single-ended and double-ended input for choice.

### APPLICATION:

Widely applied in factories, offices, banks, shopping centres, subways, schools and other places with high brightness and energy saving benefits.

| MODEL   | VOLTAGE  | POWER | CCT             | LUMENS           | CRI | BASE |
|---------|----------|-------|-----------------|------------------|-----|------|
| FLT54W  | 180-265V | 4W    | 3000/4000/6500K | 300/330/380lm    | ≥70 | G5   |
| FLT58W  | 180-265V | 8W    | 3000/4000/6500K | 650/700/750lm    | ≥70 | G5   |
| FLT512W | 180-265V | 12W   | 3000/4000/6500K | 950/1000/1100lm  | ≥70 | G5   |
| FLT516W | 180-265V | 16W   | 3000/4000/6500K | 1400/1500/1600lm | ≥70 | G5   |