

TERESA 90

DOWNLIGHT

Recessed downlight luminaries with round shape and no visible screws. Made of shockproof resin material, UV-rays stabilized, rust and corrosion-free. Supplied with TÜV-CB certified, long-life, efficient and Kelvin settable **GU10 LED lamps included**. Insulation class II, protection rating IP55 (optical unit).

Lampada circolare per incasso a soffitto, senza viti a vista. Realizzata in resina antiurto, stabilizzata ai raggi UV, inattaccabile da ruggine e corrosione. Fornita con inclusa lampadina a LED GU10, certificata TÜV-CB di lunga durata ed elevata efficienza. Classe di isolamento II, grado di protezione IP55 (vano ottico).



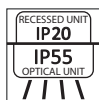
310.000.U1K

CCT SETTABLE





TERESA 90 - COMPONENTS



COVER made of shockproof resin material, designed to grant protection and safety to the electrical connections. Provided of holes with cable tearproof function.

***CALOTTA** realizzata in resina antiurto, atta a garantire protezione e sicurezza alle connessioni elettriche. Provvista di fori con funzione antistrappo del cavo.*



HOUSING made of shockproof resin material, UV-rays stabilized, rust and corrosion-free. Provided with GU10 lampholder and metal spring to allow recessed downlight installation.

***CASSA** realizzata in resina antiurto stabilizzata ai raggi UV, inattaccabile da ruggine e corrosione. Provvista di portalamпада GU10 e molletta metallica per permetterne l'installazione in controsoffitti.*



DIFFUSER in opal color to grant a uniform spread of the lighting output and get a lower dazzle. Made of shockproof resin material (PC) and complete with silicone rubber gasket to ensure high protection against external agents.

***DIFFUSORE** in colore opale per garantire una distribuzione uniforme del fascio luminoso e ridurre l'abbagliamento. Realizzato in resina antiurto (PC) e completo di guarnizione in gomma siliconica per garantire un alto livello di protezione contro gli agenti esterni.*



TERESA 90



Dimensions and weight

Installation housing depth: 100mm
Diameter: Ø 90 mm
Weight: 0,192 Kg

Moulded colours:

Black White Grey

Diffuser PC:

Opal

LED LAMPS





Comply with: EU2019/2015
EU2019/2020
Technical details on page 636.

GU10 LED

100 - 240 V

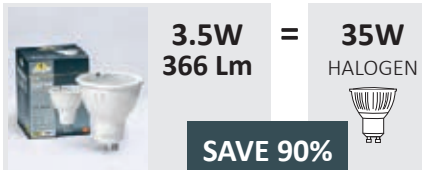


LAMP	POWER	LUMINOUS FLUX (Φ TOTAL) UP TO	COLOUR TEMP.	*ADD. SUFFIX
	3,5W	366 Lm	4000 K	.U1K
			2700 K	
	6W	615 Lm	4000 K	.L1K
			2700 K	

Recessed downlight luminaries supplied with TÜV-CB certified, long-life, efficient and Kelvin settable GU10 LED lamp included. Different wattages available. Quick and easy lamp replacement for a very simple maintenance after installation.

- **COST SAVING:** long-life and efficient LED light sources.
- **BUILT-IN DRIVER:** quick and easy lamp replacement.
- **GREAT FLEXIBILITY:** GU10 standard lamp holder.
- **FUTURE-PROOFED LUMINARIES:** performances easy to upgrade to latest technology developments.
- **SUITABLE FOR OUTDOOR USE:** built-in driver fully protected against heat and humidity by silicone paste.

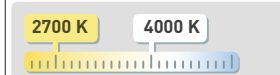
3.5W 366 Lm = **35W HALOGEN**
SAVE 90%



6W 615 Lm = **50W HALOGEN**
SAVE 88%



CCT SETTABLE LED LAMP



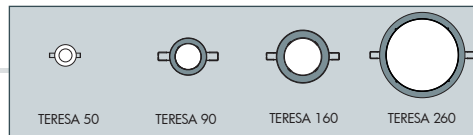
CCT switch settable in two different positions, to select the desired Kelvin temperature (2700K/4000K) and get a customized ambiance.

* ADD THESE SUFFIXES TO THE REFERENCES MENTIONED IN THE CATALOGUE

TERESA RANGE

DOWNLIGHT





TERESA 90 GU10

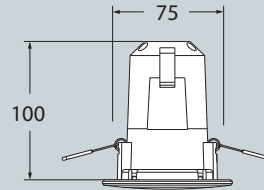
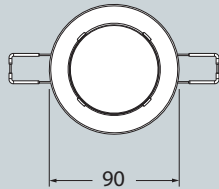
3,5 W

3L0.000.U1K

6 W

3L0.000.L1K

CCT SETTABLE GU10 LED LAMP INCLUDED
2700K/4000K



Pcs 40
Kg 10,5
mc 0,092

TERESA 160 GX53

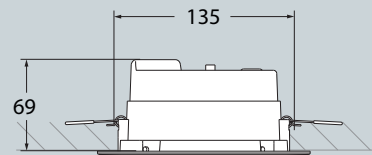
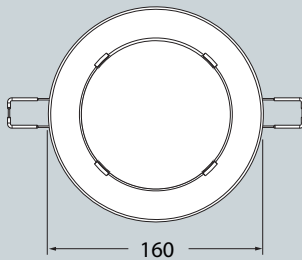
3W

4L0.000.G1K

10W

4L0.000.D1K

CCT SETTABLE GX53 LED LAMP INCLUDED
3000K/4000K/6500K



Pcs 18
Kg 8,4
mc 0,092

TERESA 260 GX53

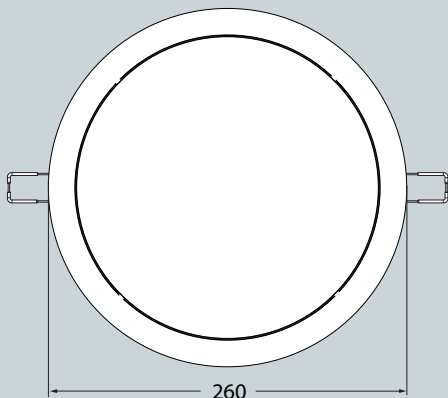
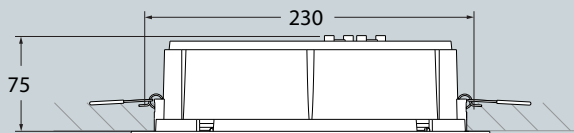
11,3W

5L0.000.B1K

17W

5L0.000.E1K

CCT SETTABLE GX53 LED LAMP INCLUDED
2700K/4000K/6500K



Pcs 16
Kg 14,4
mc 0,194

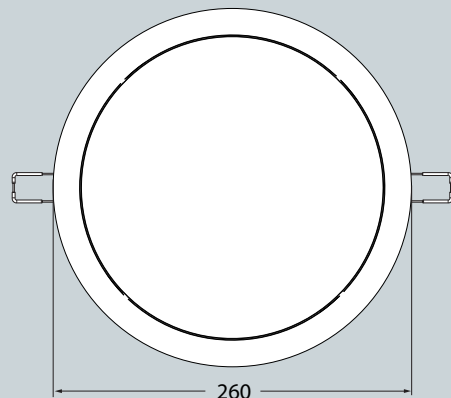
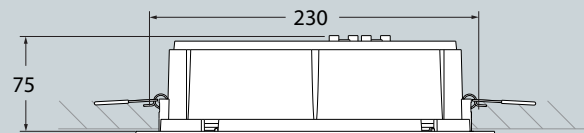
TERESA 260 E27

E27 lampholder

5L0.000.P27

E27 with sensor

5L0.000.PS7



Pcs 16
Kg 14,4
mc 0,194